

**WAVOO WAJEEHA WOMEN'S COLLEGE OF ARTS AND SCIENCE COLLEGE,
KAYALPATNAM**

IQAC - STUDENTS FEEDBACK REPORT

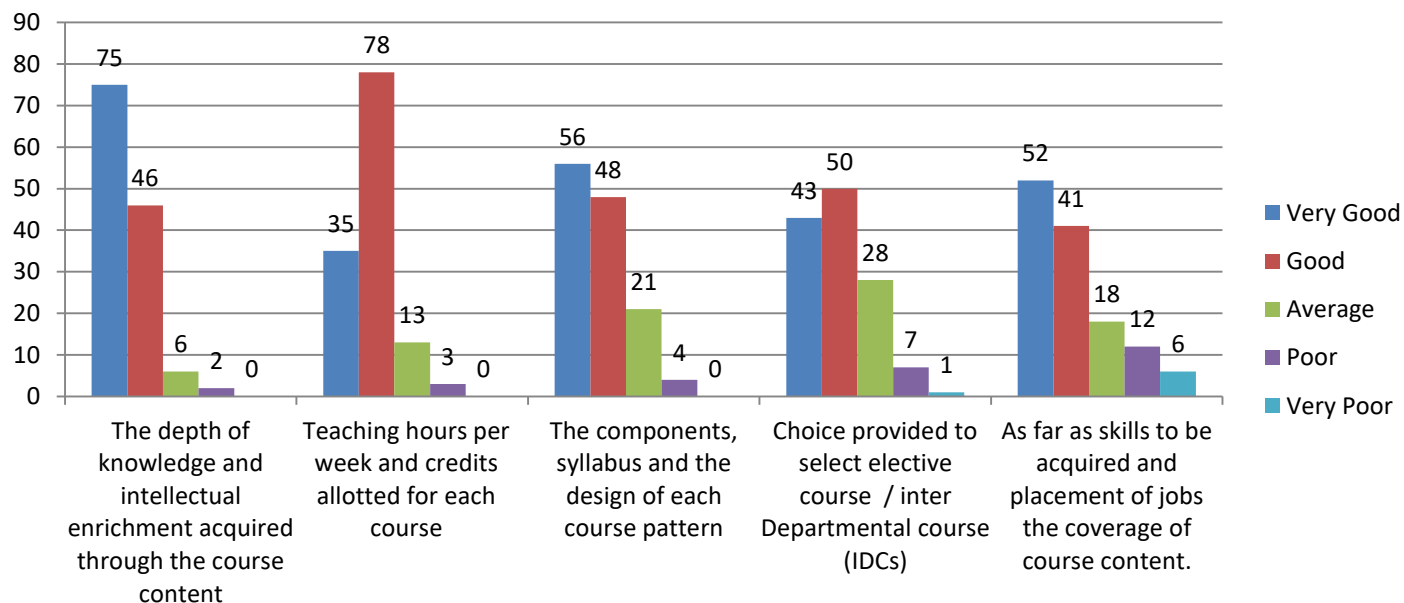
(2022-2023)

Number of students: 438

A) Course Content about Programme Undertaken

S. No.	Criteria	Very good	Good	Average	Poor	Very poor
1	The depth of knowledge and intellectual enrichment acquired through the course content	182	214	39	2	1
2	Teaching hours per week and credits allotted for each course	139	240	59	1	0
3	The components, syllabus and the design of each course pattern	146	219	68	4	2
4	Choice provided to select elective course / inter Departmental course (IDCs)	139	216	72	9	3
5	As far as skills to be acquired and placement of jobs the coverage of course content.	131	205	90	9	6

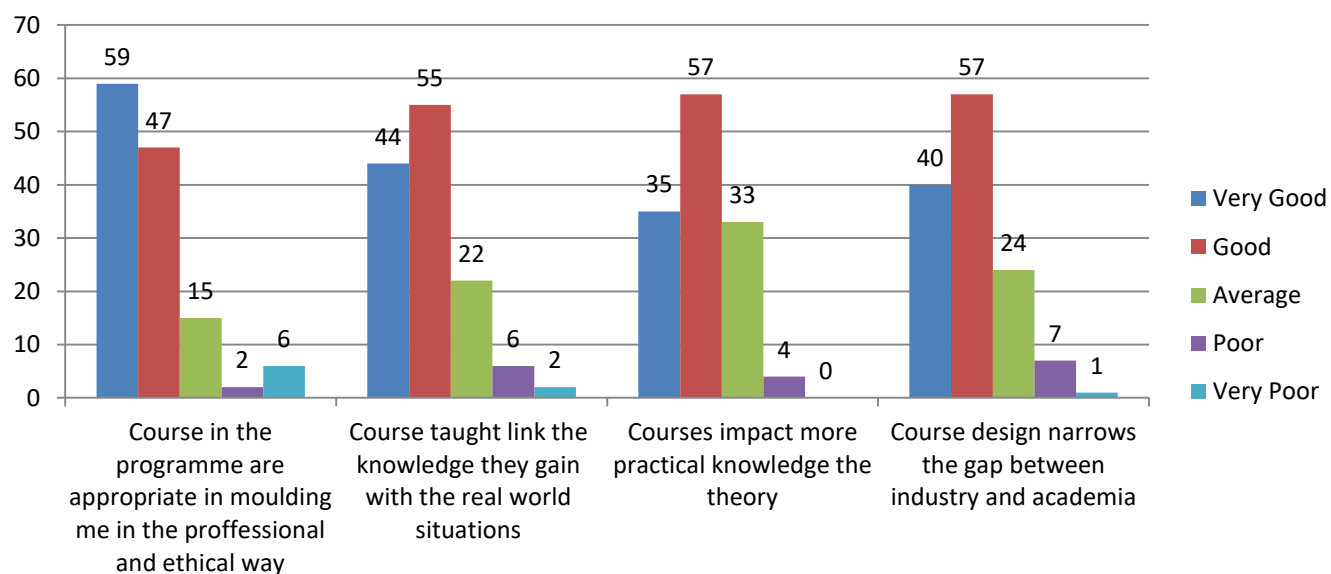
A) Course content about programme undertaken



B)Course content relevance towards industry

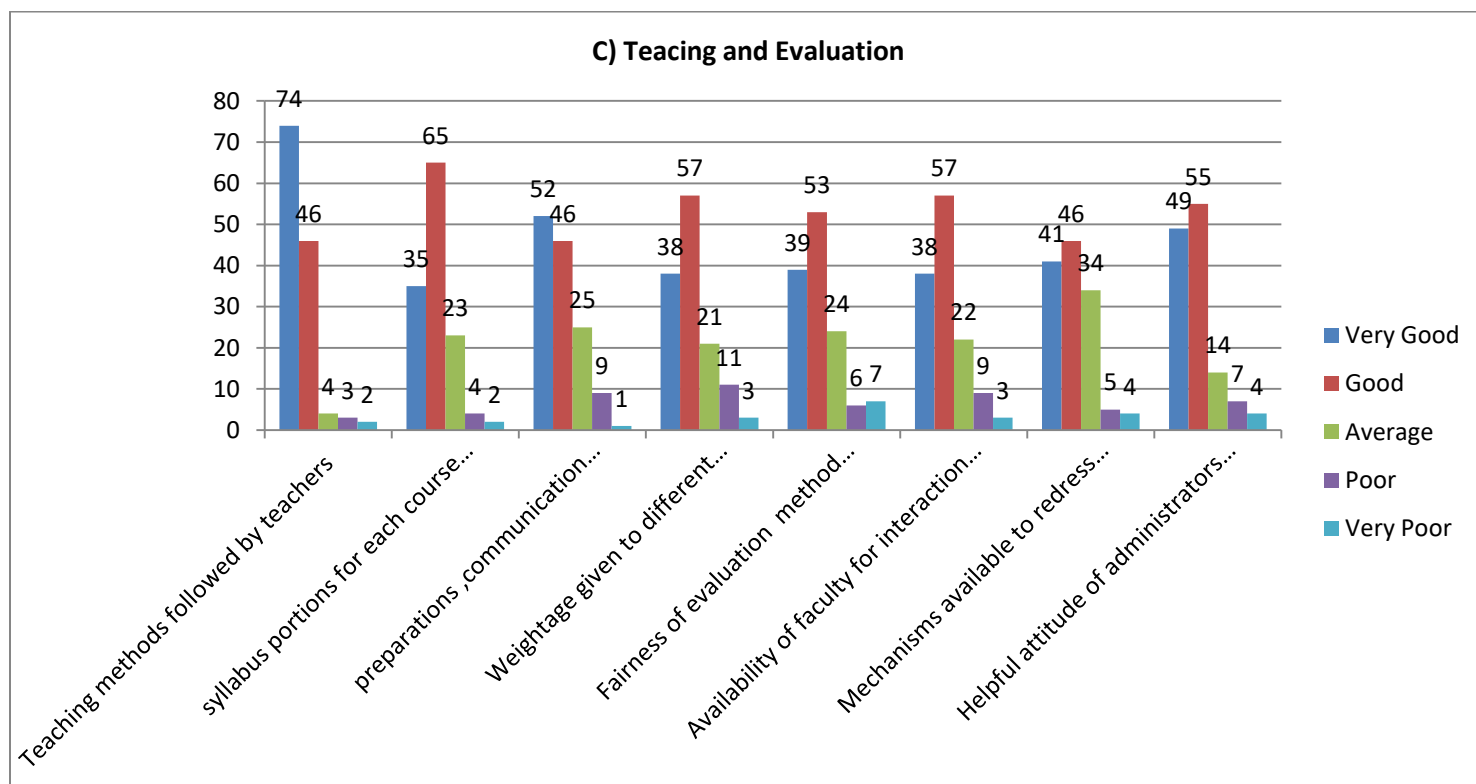
S. No.	Criteria	Very good	Good	Average	Poor	Very poor
6	Course in the programme are appropriate in moulding me in the proffessional and ethical way	142	226	67	6	0
7	Course taught link the knowledge they gain with the real world situations	139	214	72	8	2
8	Courses impact more practical knowledge the theory	148	193	84	12	3
9	Course design narrows the gap between industry and academia	128	224	78	12	2

B) Course content relevance towards industry

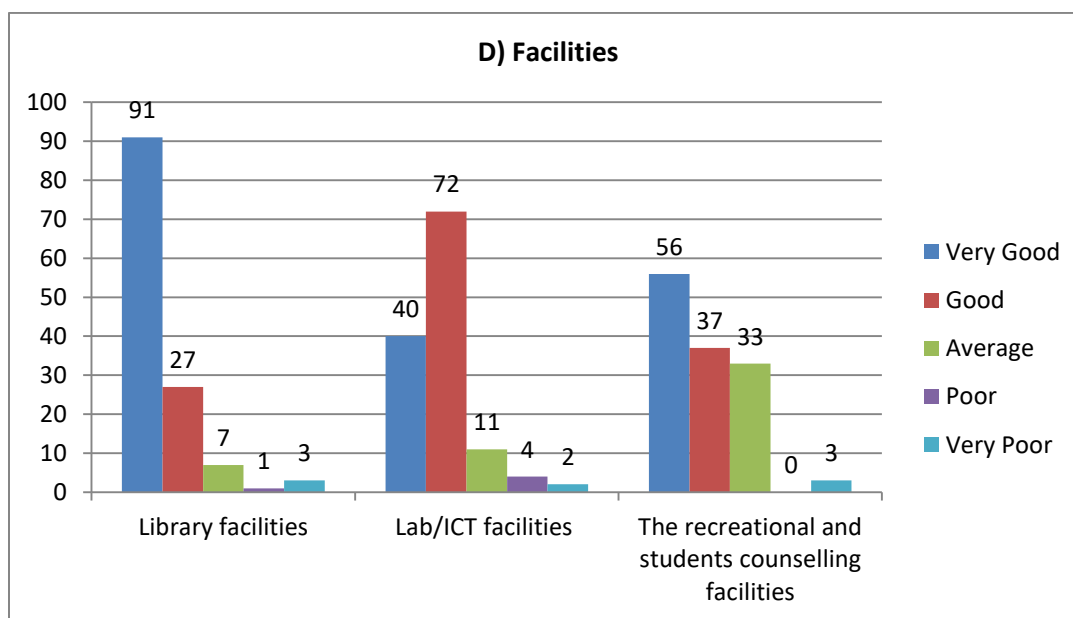


C)Teaching and Evaluation

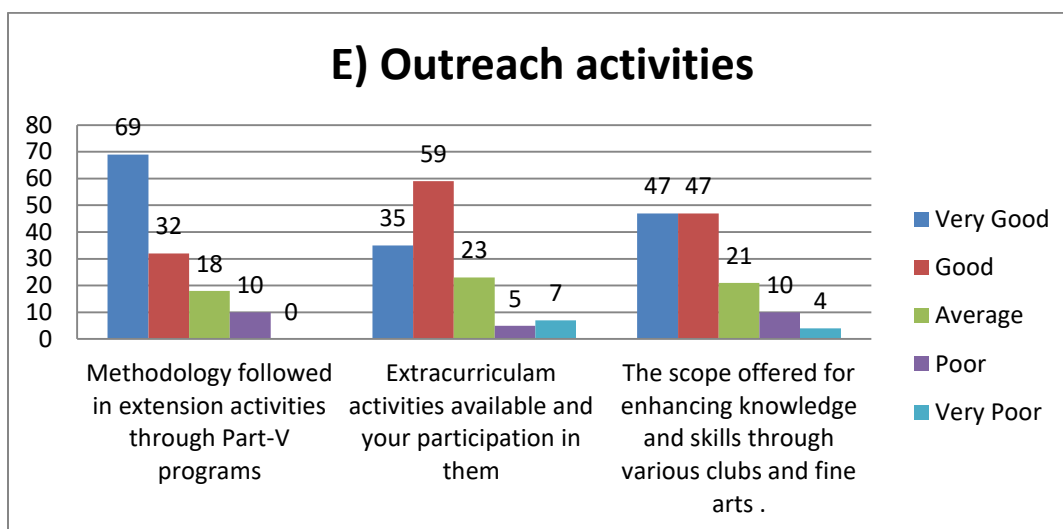
S. No.	Criteria	Very good	Good	Average	Poor	Very poor
10	Teaching methods followed by teachers	206	181	48	10	1
11	syllabus portions for each course given for self-study and learning in the form of assignments,seminars ,etc.	166	198	66	6	3
12	preparations ,communication ,encouragement and helpful attitude of teachers in assisting you to learn better.	183	194	56	8	1
13	Weightage given to different components of CIA and the way in which they are implemented	120	239	74	8	1
14	Fairness of evaluation method followed for CIA and semester exam.	141	228	60	8	2
15	Availability of faculty for interaction and guidance.	143	210	76	12	2
16	Mechanisms available to redress academic grievances	122	219	85	11	3
17	Helpful attitude of administrators ,staff and non-teaching staff to provide suitable campus culture and atmosphere.	149	202	70	14	5



D)Facilities						
S. No.	Criteria	Very good	Good	Average	Poor	Very poor
18	Library facilities	142	174	106	16	5
19	Lab/ICT facilities	153	171	96	17	4
20	The recreational and students counselling facilities	125	211	89	12	3



E)Outreach Activities						
S. No.	Criteria	Very good	Good	Average	Poor	Very poor
21	Methodology followed in extension activities through Part-V programs	141	207	79	8	3
22	Extracurriculum activities available and your participation in them	157	193	77	8	3
23	The scope offered for enhancing knowledge and skills through various clubs and fine arts .	129	225	78	4	1



F)Overall						
S. No.	Criteria	Very good	Good	Average	Poor	Very poor
24	Overall rating of the programmes and other facilities provided.	165	213	56	5	1

